


\_\_\_\_\_

\_\_\_\_\_

\_\_\_\_\_



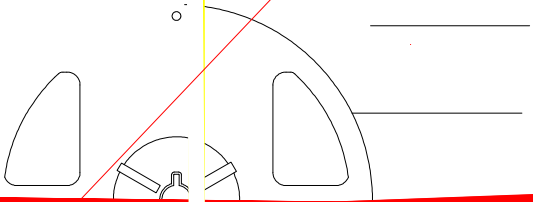



QUANTITY: \_\_\_\_\_  
BIN: \_\_\_\_\_  
DATE CODE: \_\_\_\_\_  
REMARKS: \_\_\_\_\_

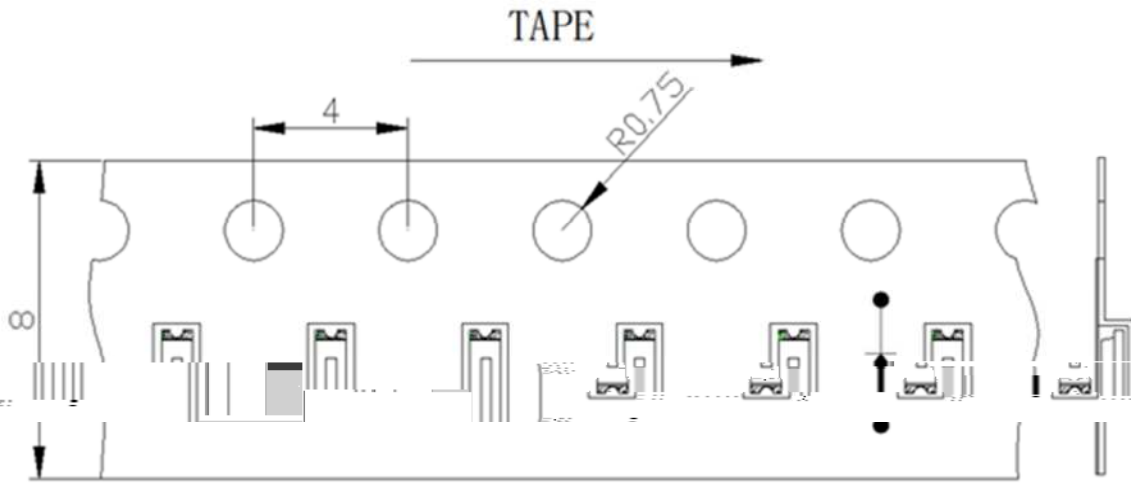




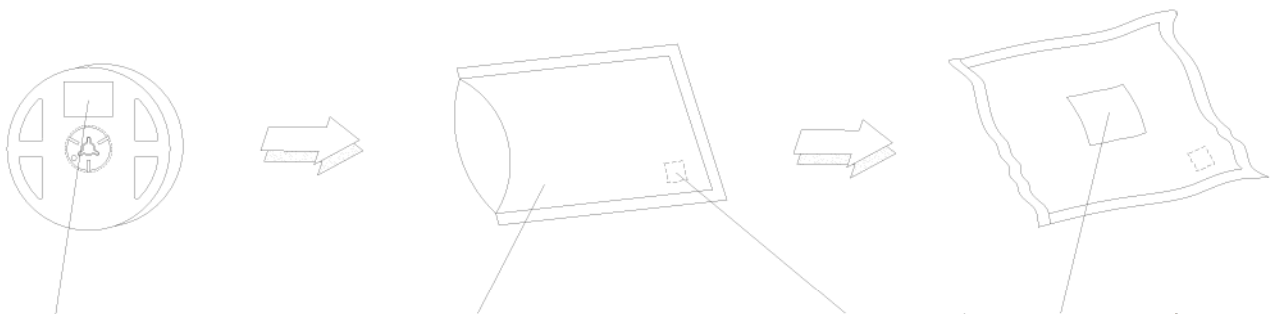
### Reel Dimensions



## Carrier Tape Specifications (Loaded Quantity: 4000pcs/reel)



## Moisture Resistant Packaging

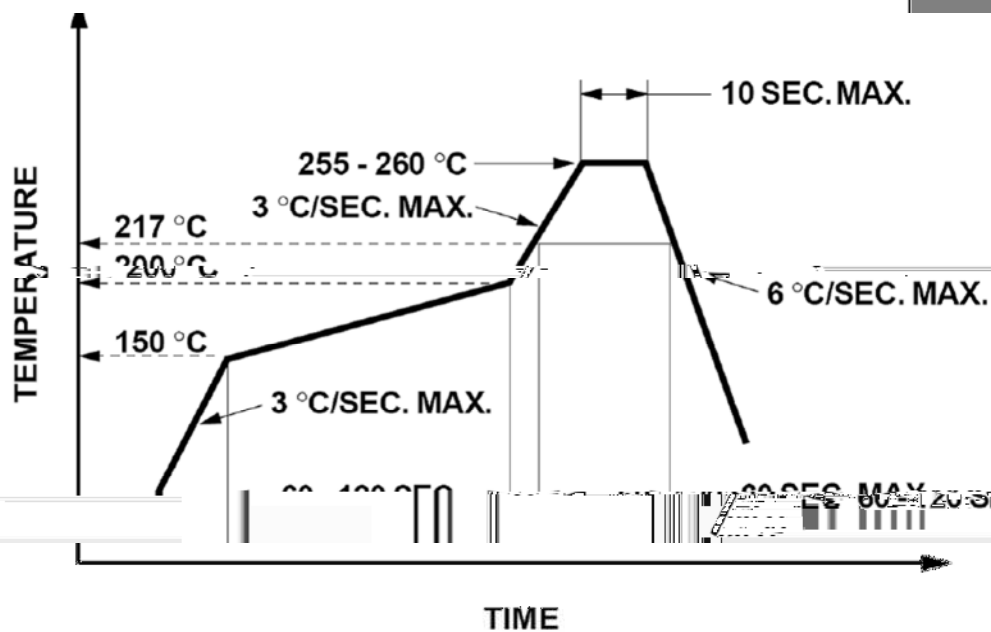


Label

Aluminum moisture-proof bag

Desiccant

## Suggest IR Reflow Condition For Lead Free



1. Reflow soldering should not be done more than two times.
2. When soldering, do not put stress on the LEDs during heating.

## Soldering iron

1. When hand soldering, the temperature of the iron must less than 300°C for 3 seconds.
2. The hand solder should be done only once.

## Repairing

Repair should not be done after the LEDs have been soldered. When repairing is unavoidable, a double-head soldering iron should be used (as below figure). It should be confirmed beforehand whether the characteristics of LEDs will or will not be damaged by repairing.

