

# SL-T0603SRC020-L60

\_\_\_\_\_  
\_\_\_\_\_  
\_\_\_\_\_



## Absolute Maximum Ratings at Ta=25


**1. Storage and operation:**

**2. Peak Forward Current:**

Condition for is IFP pulse: Pulse Width 0.1ms and duty 1/10

**3. Caution in ESD:**

## Electrical Optical Characteristics at Ta=25


Viewing Angle	2					
Peak Emission Wavelength	p	---	630	---	nm	I
Dominant Wavelength	d	619	---	629	nm	I

**Note:**

The dominant wavelength, d is derived from the CIE chromaticity diagram and represents the



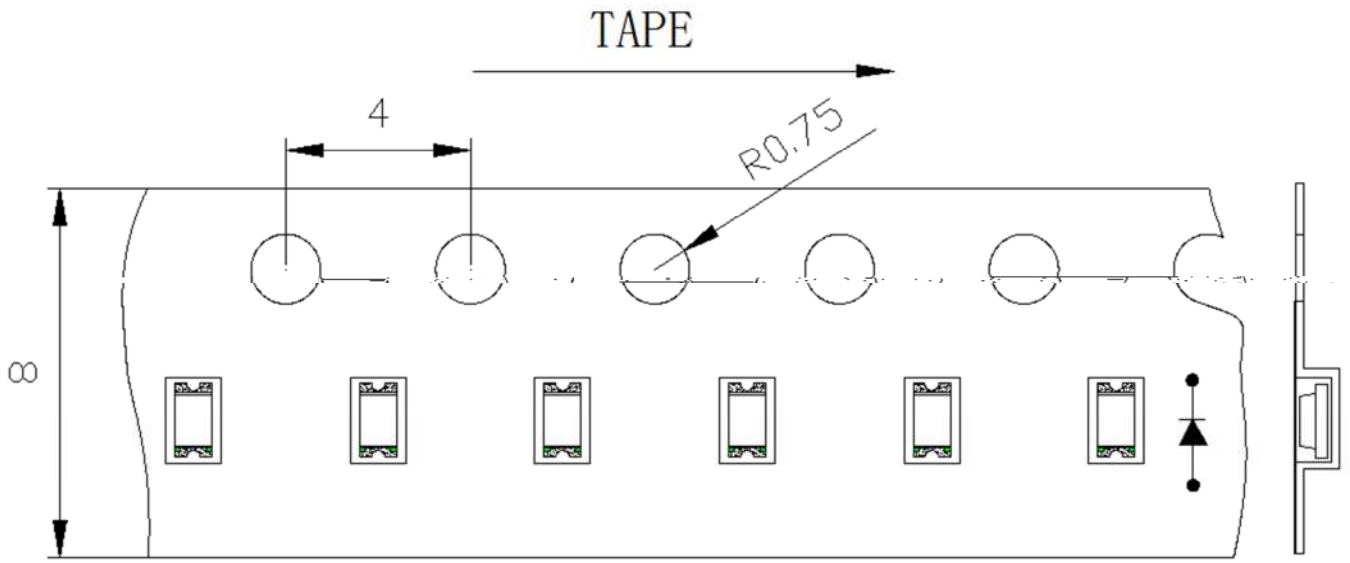
## Label Explanation

<b>LIGHT</b> 深圳莱特光电股份有限公司 Light Electronics CO., LTD.	 LOT : : 00
TYPE NO. : _____	
QUANTITY : _____	
BIN : _____	
DATE CODE : _____	
REMARKS : _____	

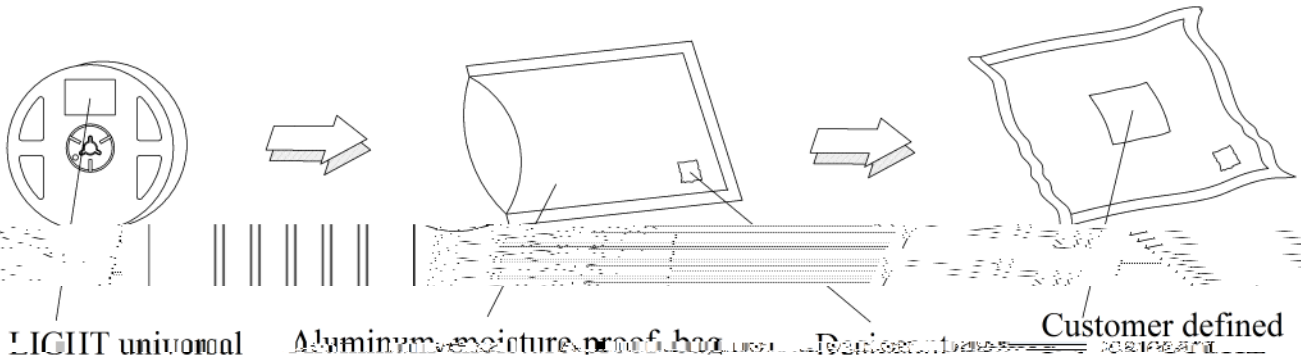

## Reel Dimensions

Note:

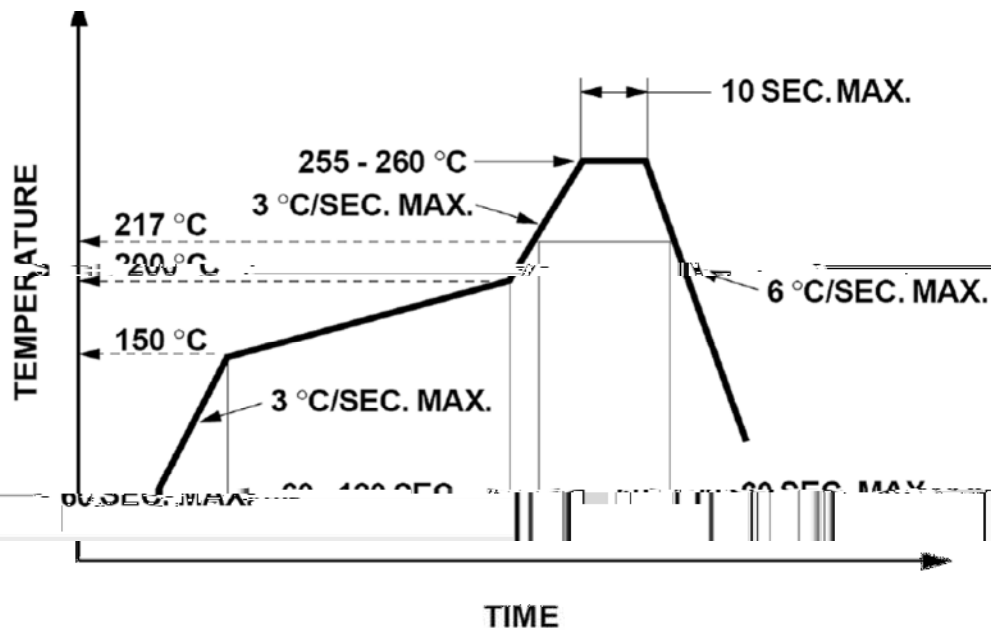
## Carrier Tape Specifications (Loaded Quantity: 1000 pcs/roll)



### Moisture Resistant Packaging :



## Suggest IR Reflow Condition For Lead Free



1. Reflow soldering should not be done more than two times.
2. When soldering, do not put stress on the LEDs during heating.

## Soldering iron

1. When hand soldering, the temperature of the iron must less than 300 °C for 3 seconds.
2. The hand solder should be done only once.

## Repairing

Repair should not be done after the LEDs have been soldered. When repairing is unavoidable, a double-head soldering iron should be used (as below figure). It should be confirmed beforehand whether the characteristics of LEDs will or will not be damaged by repairing.

