





Viewing Angle	2					
Peak Emission Wavelength	p	---	472	---	nm	I
Dominant Wavelength	d	465	---	473	nm	I

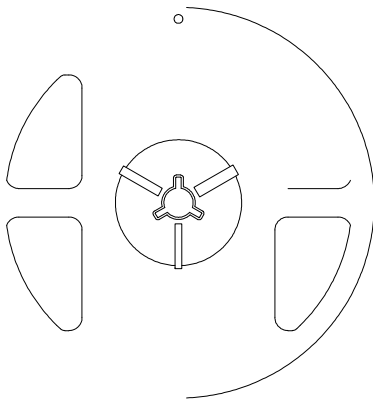
The dominant wavelength, d is derived from the CIE chromaticity diagram and represents the

Label Explanation

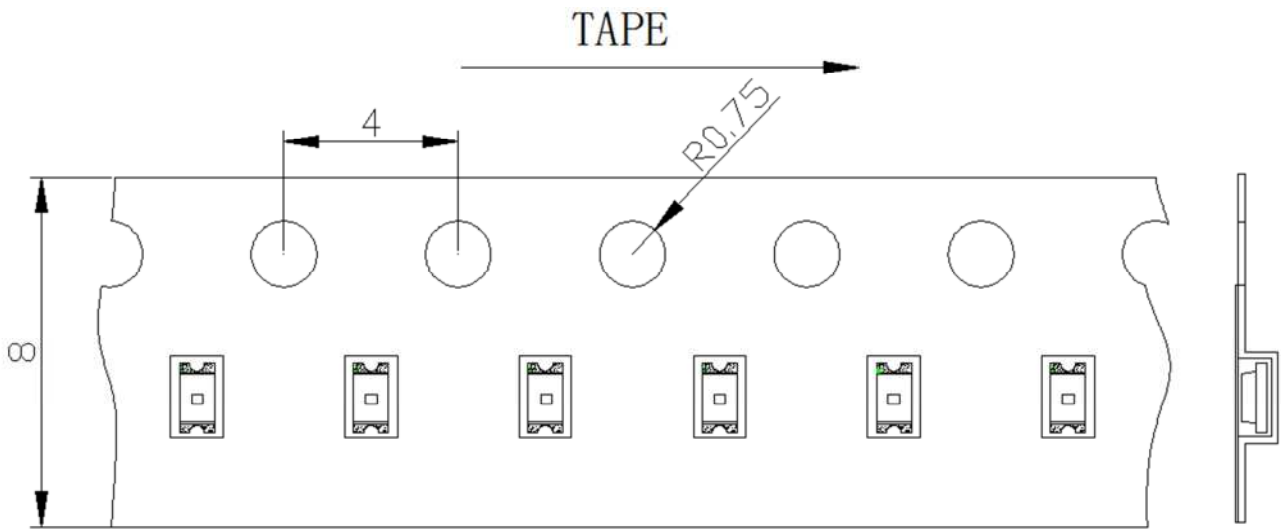
LIGHT		
Light Electronics CO., LTD.		
MODEL NAME: _____	 LOT NO: _____	
QUANTITY: _____		
BIN: _____		
PACKING DATE: _____		
REMARKS: _____		

LIGHT		
Light Electronics CO., LTD.		
MODEL NAME: _____	 LOT NO: _____	
QUANTITY: _____		
BIN: _____		
PACKING DATE: _____		
CUSTOMER P/N: _____		

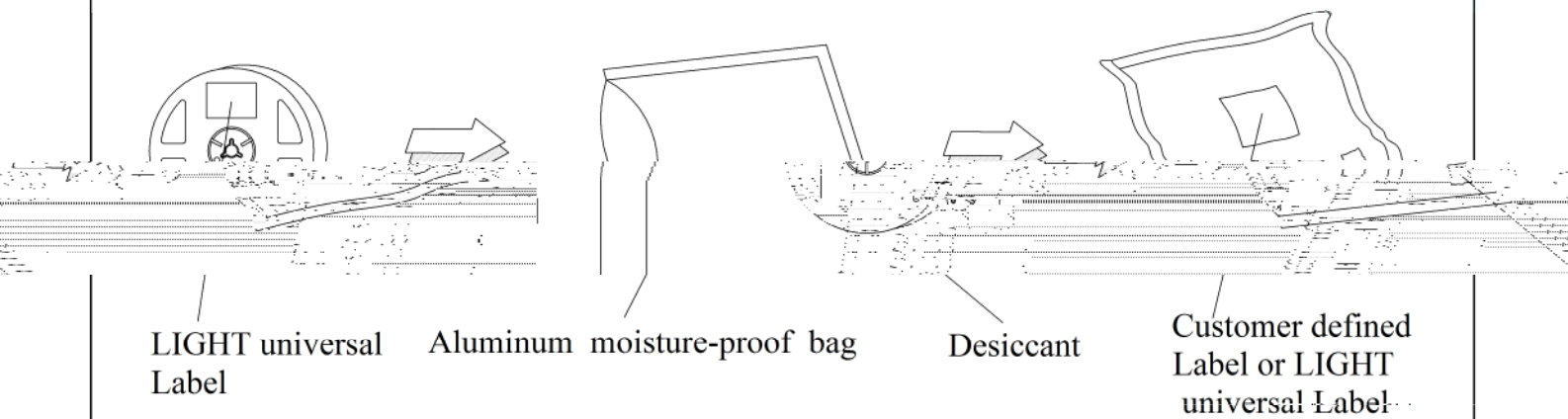
Reel Dimensions



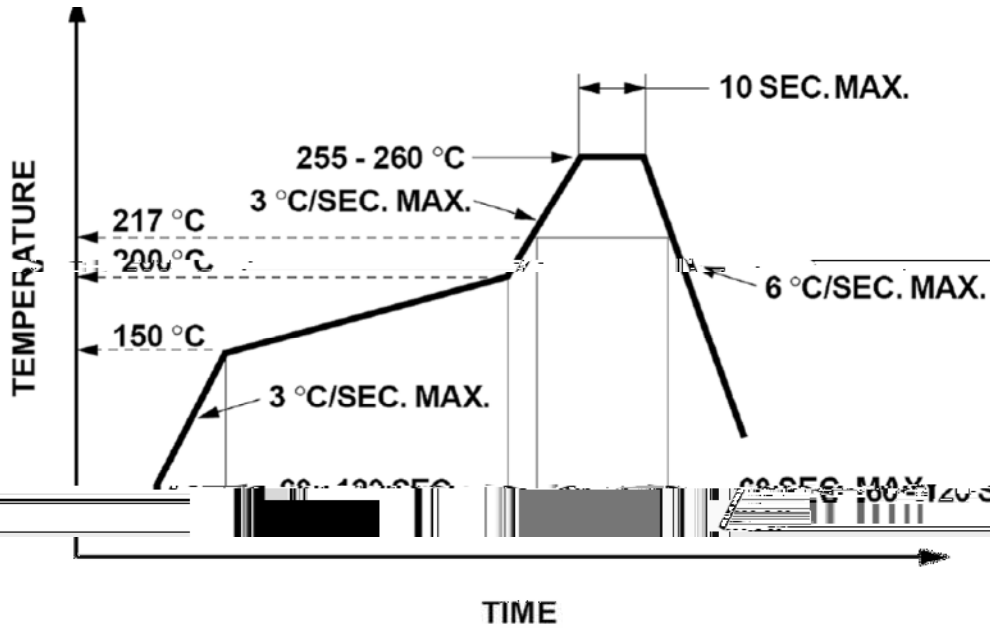
Carrier Tape Specifications (Loaded Quantity: 4000 pcs/roll)



Moisture Resistant Packaging



Suggest IR Reflow Condition For Lead Free



1. Reflow soldering should not be done more than two times.
2. When soldering, do not put stress on the LEDs during heating.

Soldering iron

1. When hand soldering, the temperature of the iron must less than 300 °C for 3 seconds.
2. The hand solder should be done only once.

Repairing

Repair should not be done after the LEDs have been soldered. When repairing is unavoidable, a double-head soldering iron should be used (as below figure). It should be confirmed beforehand whether the characteristics of LEDs will or will not be damaged by repairing.

