

LG-03PT4D94G-302H-B

PHOTO TRANSISTOR

DATA SHEET

SPEC. NO. : SZ22080101
DATE : 2022/08/01
REV. : A/0

Approved By:

Checked By:

Prepared By:

Electrical Optical Characteristics at Ta=25°C

PARAMETER	SYMBOL	MIN	TYP	MAX	UNITS	TEST CONDITIONS
Range of Spectral Bandwidth	0.5	840	---	1100	nm	---
Wavelength of Peak Sensitivity	P	---	940	---	nm	---
Collector- Emitter Breakdown Voltage	$V_{(BR)CEO}$	30	---	---	V	$I_C=0.1mA$ $E_e=0mW/cm^2$
Emitter-Collector Breakdown Voltage	$V_{(BR)ECO}$	5	---	---	V	$I_R=0.1mA$ $E_e=0 mW/cm^2$
Collector- Emitter Saturation Voltage	$V_{CE(SAT)}$	---	---	0.5	V	$I_C=0.1 mA$ $E_e=1.0mW/cm^2$
Rise Time	T_r	---	15	---		$V_{CC}=5V$ $R_L=1K$ $I_C=1mA$
Fall Time	T_f	---	15	---		$V_{CC}=5V$ $R_L=1K$ $I_C=1mA$
Viewing Angle	1/2	---	35	---	Deg.	
Collector Dark Current	I_{CEO}	---	---	100	nA	$V_{CE}=10V$ $E_e=0 mW/cm^2$
On State Collector Current	$I_{C(ON)}$	6	10	15.6	mA	$V_{CE}=5V$ $E_e=1.0mW/cm^2$ $P=940nm$

Note:

1. 2 1/2 is the off-axis angle at which the $I_{C(ON)}$ is half the axial $I_{C(ON)}$.
2. The $I_{C(ON)}$ guarantee should be added $\pm 15\%$ tolerance.

Recommended Wave Soldering Profile

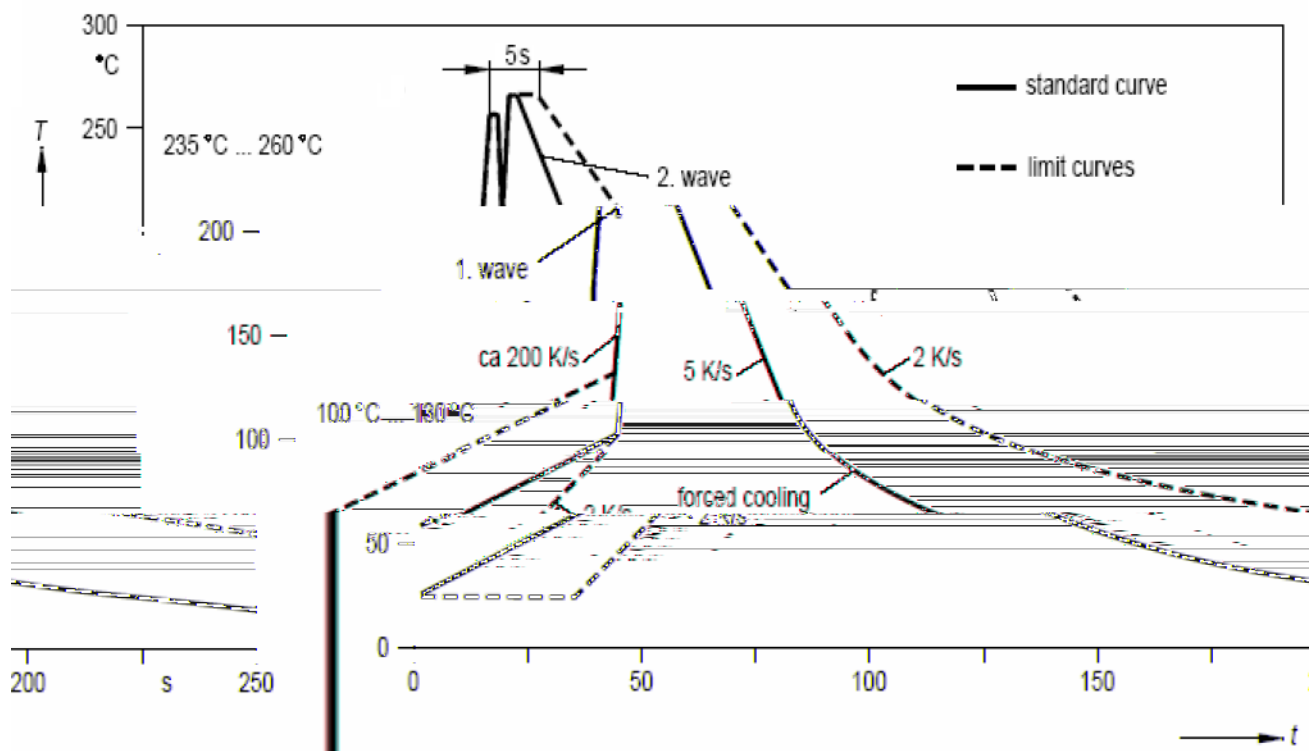


PHOTO TRANSISTOR Specification

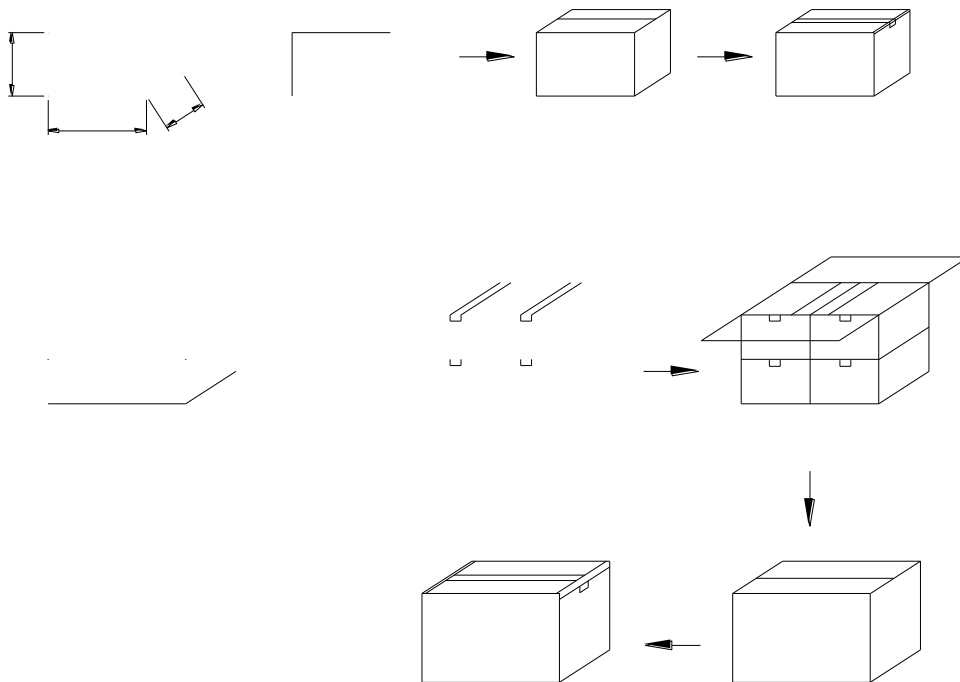
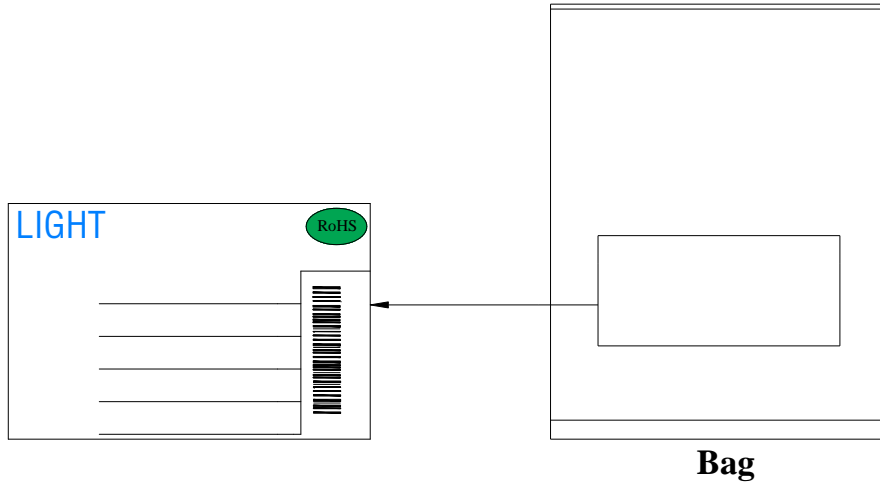
●Commodity: PHOTO TRANSISTOR

●Ic(on) Bin Limits

BIN CODE	Min. (mA)	Max. (mA)
66	6	8
67	8	10
68	10	12.5
69	12.5	15.6

NOTE: The Ic(on) guarantee should be added 15% tolerance.

PACKAGE



Bag minimum volume (pcs / Bag)	Bag volume (pcs / Bag)	Inner box volume (Bag / box)	Outer carton volume (Box / Carton)
500	1000	10	4