




—
—
—

--	--	--	--




LIC

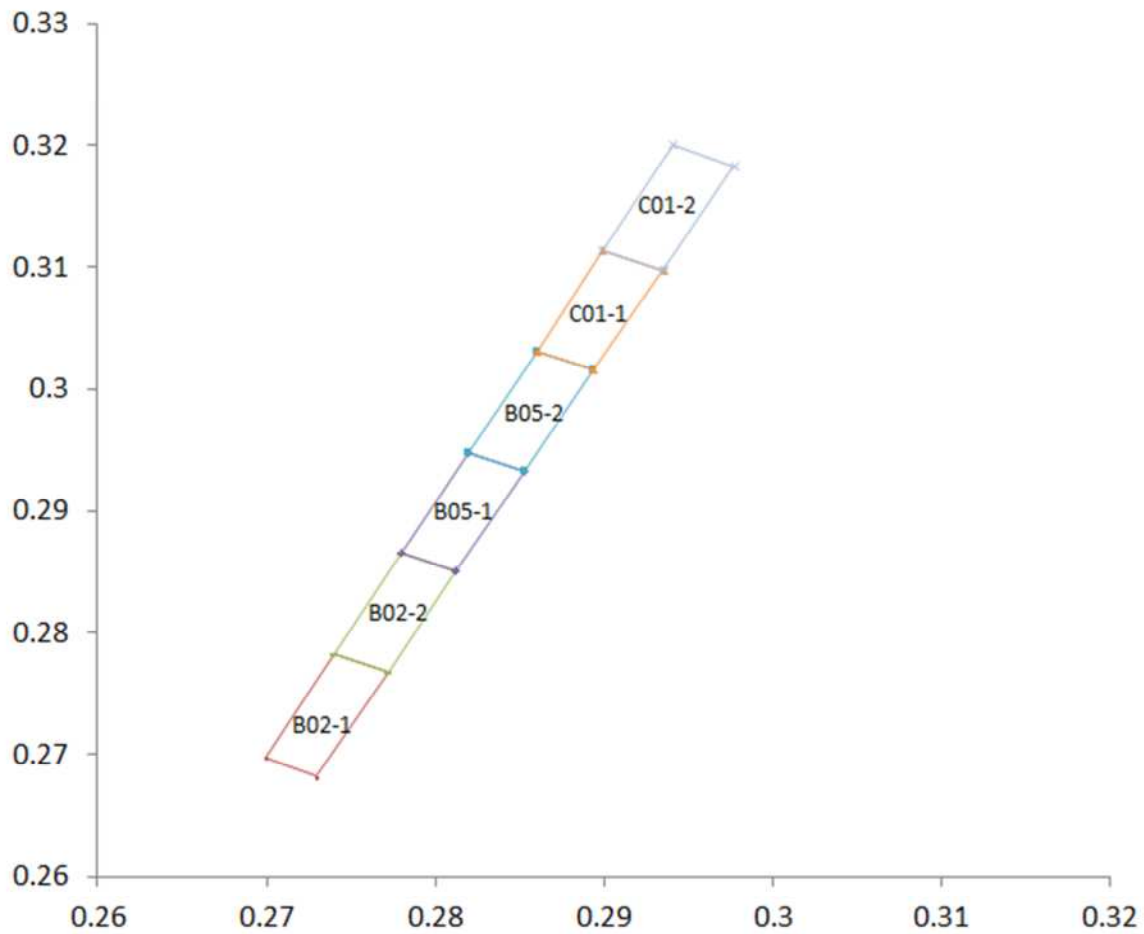


LIGHT

LIGHT ELECTRONICS CO., LTD.




Chromaticity Coordinates (Ta=25°C, IF=20mA)



色区坐标	X1	Y1	X2	Y2	X3	Y3	X4	Y4
B02-1	0.2729	0.2682	0.2699	0.2697	0.2740	0.2783	0.2772	0.2768
B02-2	0.2772	0.2768	0.2740	0.2783	0.2780	0.2866	0.2812	0.2850
B05-1	0.2812	0.2850	0.2780	0.2866	0.2820	0.2948	0.2853	0.2932
B05-2	0.2853	0.2932	0.2820	0.2948	0.2860	0.3031	0.2894	0.3015
C01-1	0.2894	0.3015	0.2860	0.3031	0.2899	0.3114	0.2935	0.3097
C01-2	0.2935	0.3097	0.2899	0.3114	0.2941	0.3200	0.2977	0.3182


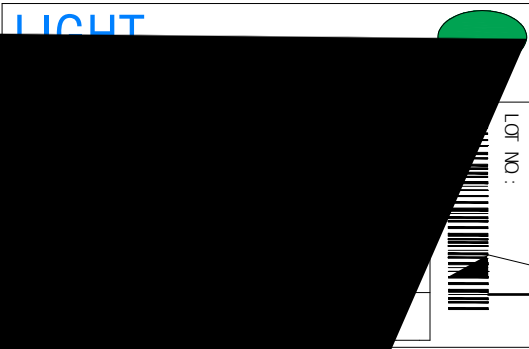
LI

LIGHT ELECTRONICS CO., LTD.



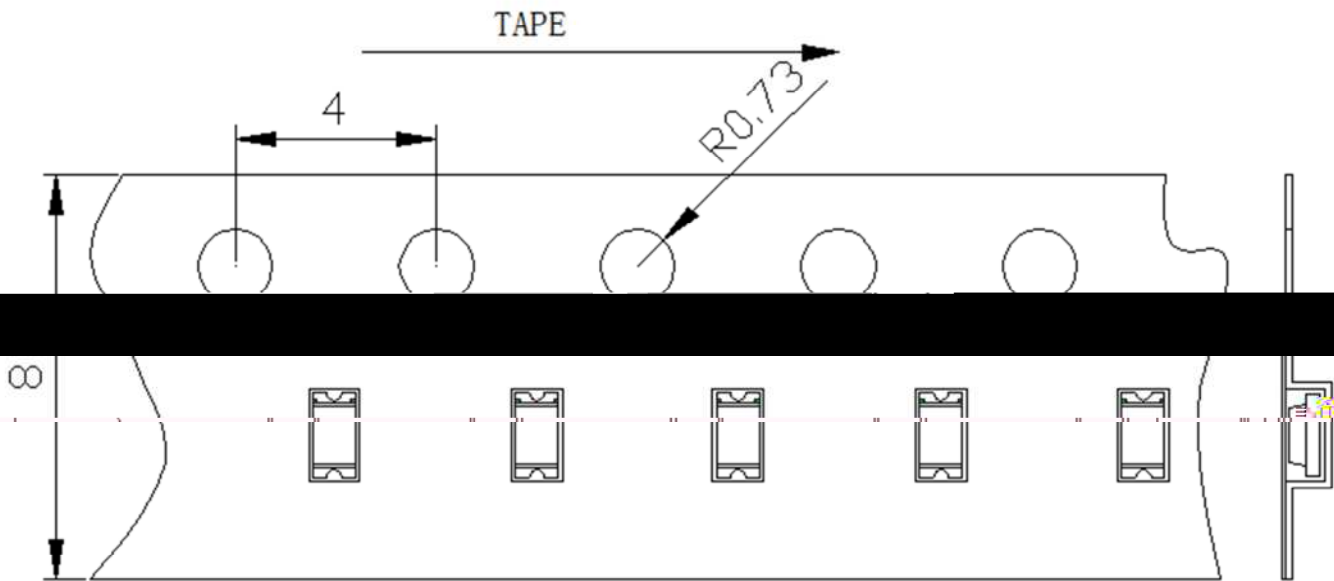
--	--	--	--

Label Explanation

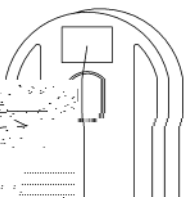


--	--	--	--

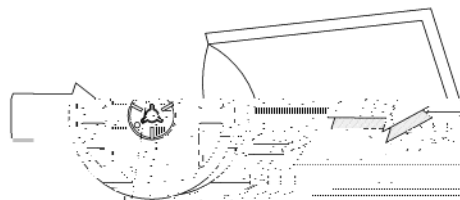
Carrier Tape Specifications (Loaded Quantity: 4000pcs/reel)



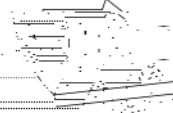
Moisture Resistant Packaging



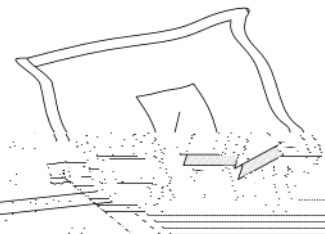
LIGHT universal Label



Aluminum moisture proof bag

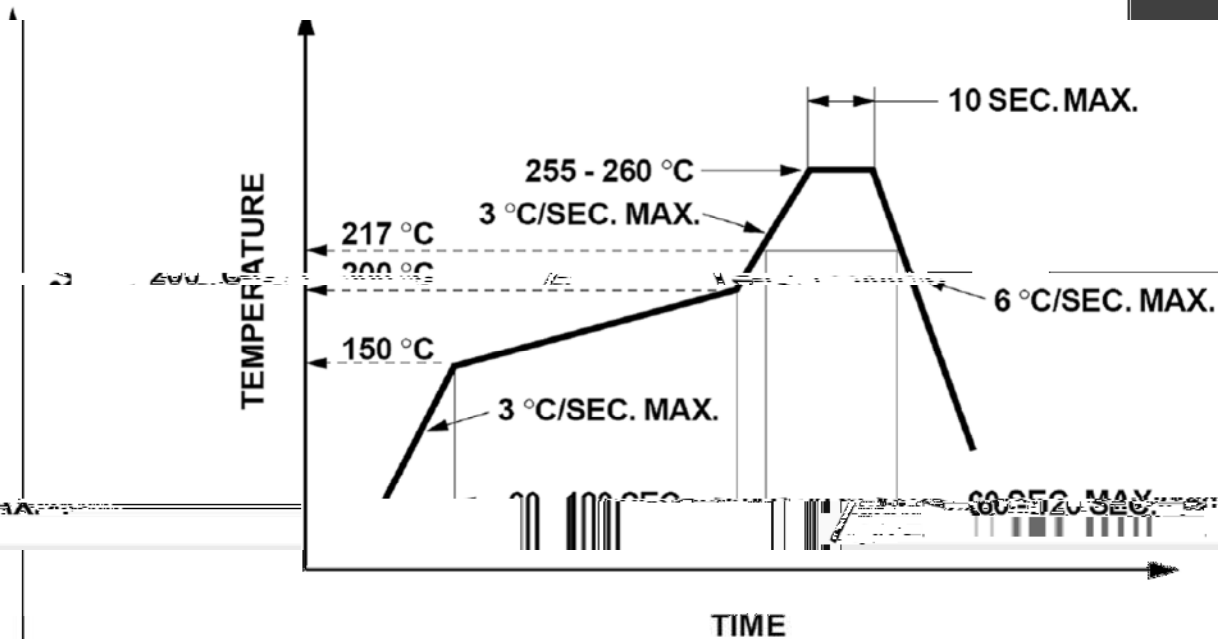


Paper moisture proof bag



Customer defined universal Label

Suggest IR Reflow Condition For Lead Free



1. Reflow soldering should not be done more than two times.
2. When soldering, do not put stress on the LEDs during heating.

Soldering iron

1. When hand soldering, the temperature of the iron must less than 300°C for 3 seconds.
2. The hand solder should be done only once.

Repairing

Repair should not be done after the LEDs have been soldered. When repairing is unavoidable, a double-head soldering iron should be used (as below figure). It should be confirmed beforehand whether the characteristics of LEDs will or will not be damaged by repairing.

