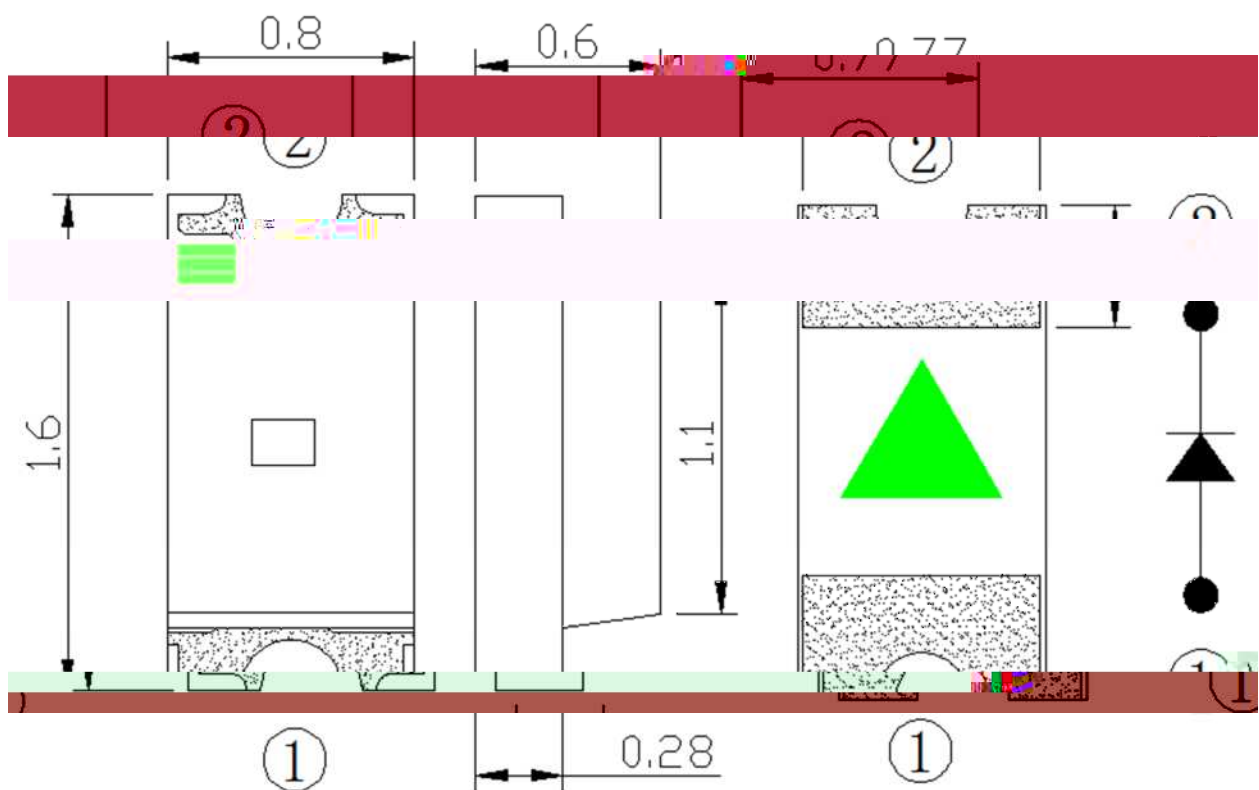


Pb free product—RoHS compliant
 Low power consumption, High efficiency
 Reliable and rugged
 Long life – solid state reliability
 Viewing Angle: 120°



Part NO.	Lens Color	Source Color
SL-T0603BBC005-L60	Water Clear	Blue



1. All dimensions are in millimeters.
2. Tolerance is ± 0.20 mm unless otherwise noted
3. Specifications are subject to change without notice.

Parameter	Symbol	Min.	Typ.	Max.	Unit	Test Condition
Luminous Intensity	I_v	40	---	70	mcd	$I_F=5\text{mA}$ (Note 1)
Viewing Angle	$2_{1/2}$	---	120	---	Deg.	(Note 2)
Peak Emission Wavelength	p	---	472	---	nm	$I_F=5\text{mA}$
Dominant Wavelength	d	465	---	473	nm	$I_F=5\text{mA}$ (Note 3)
Spectral Line Half-Width		---	30	---	nm	$I_F=5\text{mA}$
Forward Voltage	V_F	2.6	---	3.2	V	$I_F=5\text{mA}$
Reverse Current	I_R	---	---	10	μA	$V_R=5\text{V}$



1. Luminous intensity is measured with a light sensor and filter combination that approximates the CIE eye-response curve. Tolerance of Luminous Intensity: $\pm 15\%$.
2. $_{1/2}$ is the off-axis angle at which the luminous intensity is half the axial luminous intensity.
3. The dominant wavelength, d is derived from the CIE chromaticity diagram and represents the single wavelength which defines the color of the device. Tolerance of Dominant Wavelength: $\pm 1.0\text{nm}$.
4. Tolerance of Forward Voltage: $\pm 0.1\text{V}$.



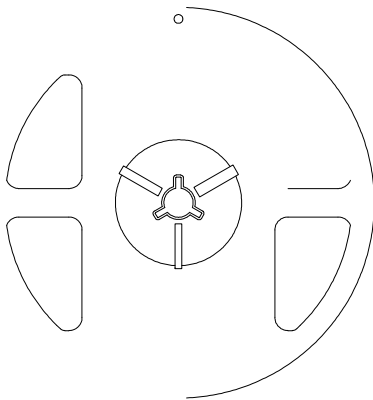
LIGHT Universal Label (Reel Label)

LIGHT		
Li ght El ectroni cs CO , LTD.		
MODEL NAME: _____	 LOT NO.: _____	
QUANTI TY: _____		
BI N: _____		
PACKI NG DATE: _____		
REMARKS: _____		

Customer Defined Label (Aluminum Moisture Proof Bag Label)

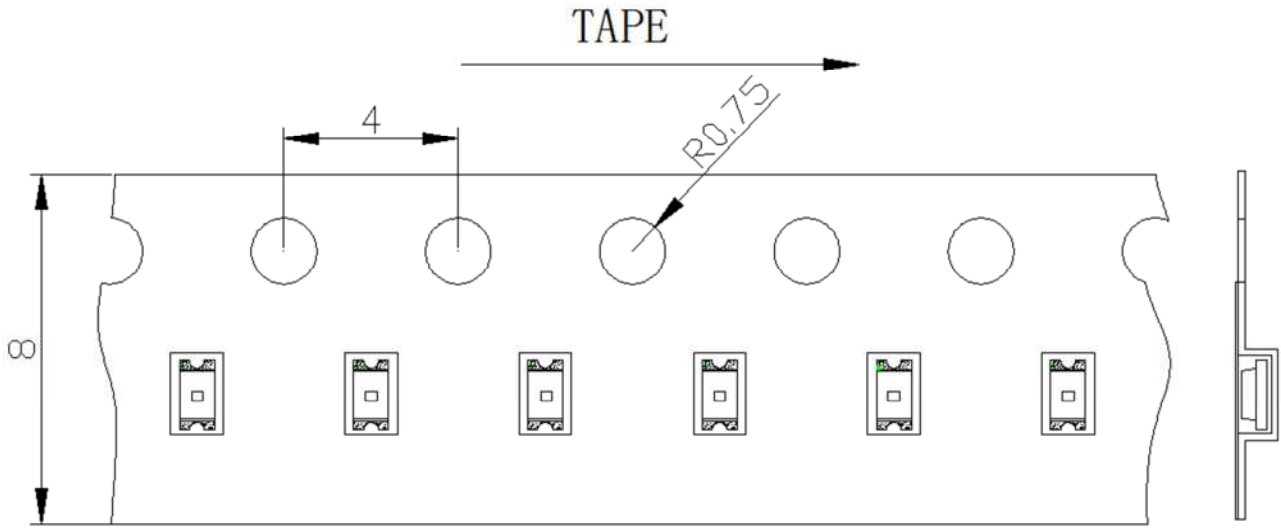
LIGHT		
Li ght El ectroni cs CO , LTD.		
MODEL NAME: _____	 LOT NO.: _____	
QUANTI TY: _____		
BI N: _____		
PACKI NG DATE: _____		
CUSTOMER P/N: _____		

MODEL NAME/	QUANTITY/
BIN./	PACKING DATE/
CUSTOMER P/N/	LOT NO./
REMARKS/	/

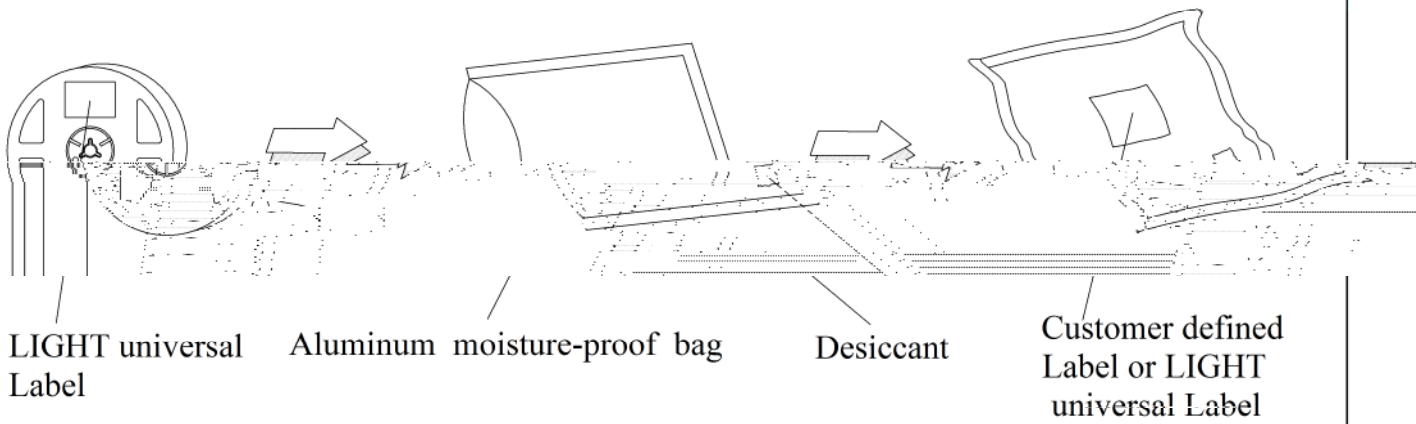


Tolerance unless mentioned is $\pm 0.2\text{mm}$; Unit = mm

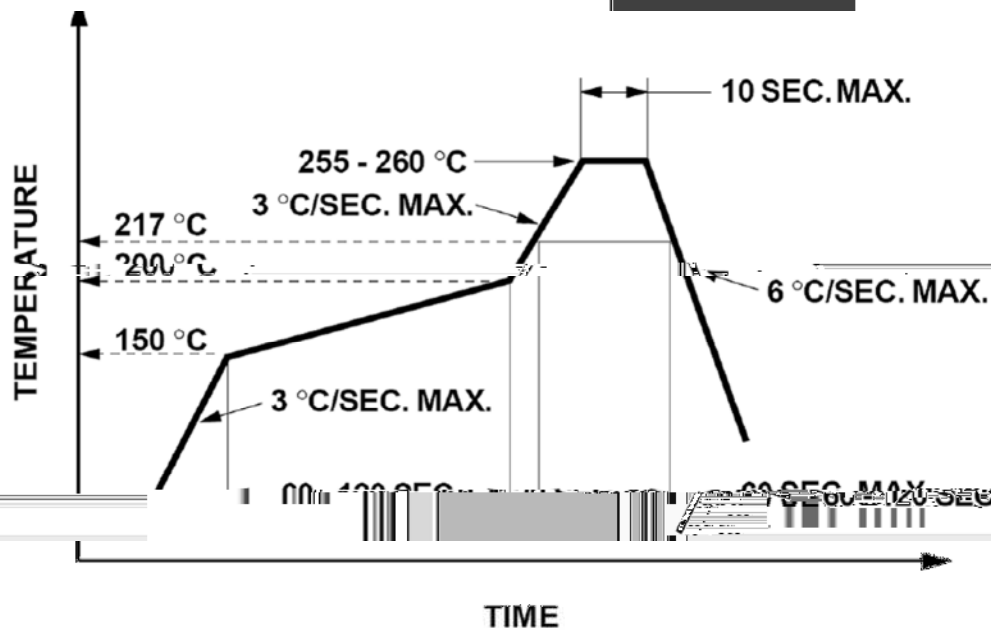
Carrier Tape Specifications (Loaded Quantity: 4000 pcs/roll)



Moisture Resistant Packaging



Suggest IR Reflow Condition For Lead Free



1. Reflow soldering should not be done more than two times.
2. When soldering, do not put stress on the LEDs during heating.

Soldering iron

1. When hand soldering, the temperature of the iron must less than 300°C for 3 seconds.
2. The hand solder should be done only once.

Repairing

Repair should not be done after the LEDs have been soldered. When repairing is unavoidable, a double-head soldering iron should be used (as below figure). It should be confirmed beforehand whether the characteristics of LEDs will or will not be damaged by repairing.

